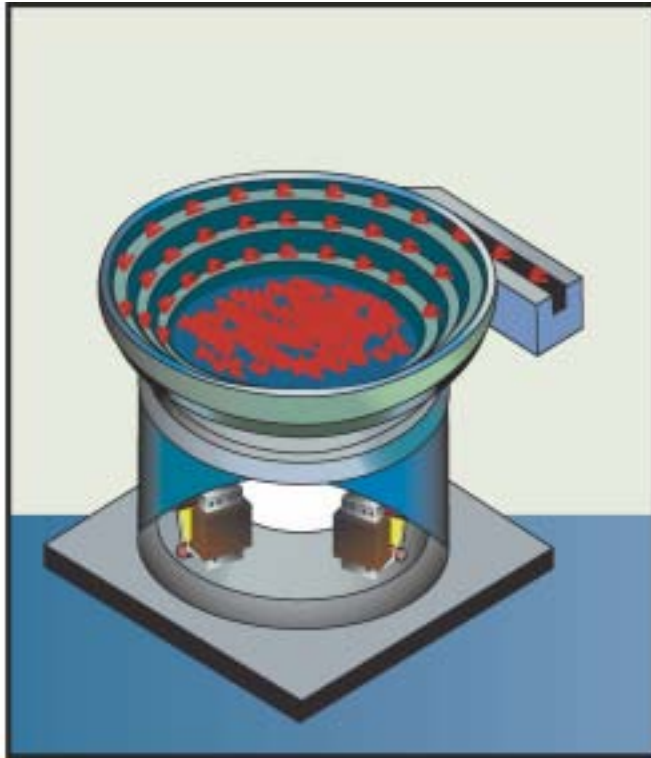
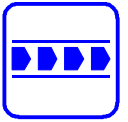


Phase-Angle Controller For Vibratory Feeders

REOVIB R15 / 469

Panel mounting version (IP 00)



- Output frequency 50/100 Hz (50 Hz mains supply)**
- Output frequency 60/120 Hz (60 Hz mains supply)**
- Constant throughput despite supply variations**
- Amplitude regulation possible**
- Adjustable control characteristics (Umin and Umax)**
- Adjustable soft start**
- Enable input 24 V, DC or contacts**
- Set-point through potentiometer 0...10 V, DC, 0(4)...20 mA**
- Status relay**

Phase-Angle Controller For Vibratory Feeders


REOVIB R15 / 469

The REOVIB R15/469 range of units are used to control the throughput of vibratory feeders with an electromagnetic drive. The power is controlled by using thyristors operating with the phase-angle principle. The set point is adjusted using either the potentiometer, or a voltage or current signal. The internal trimmer pots "Umin" and "Umax" are used to adapt to the feeder's specific characteristics. An enable input is provided for switching the unit from supervisory systems such as a PLC. A soft-start is provided to prevent surges when the unit is switched on. These units work as regulators, with either the output voltage or the amplitude of the feeder maintained at a constant level. When using the unit as an amplitude regulator it is necessary to fit a sensor on the feeder to measure the amplitude or, alternatively, the acceleration (e.g. sensor type REOVIB SW 07). An internal switch is used for selecting the output regulation mode or amplitude regulation mode.

A status relay is available as an option. The relay switches when there is no output voltage or no feedback signal from the sensor.

The internal semiconductors are protected against short-circuit by an integrated fuse. The unit is supplied with a mains switch, an input fuse and input cable.

Type ID-Nr.:	REOVIB R15/469 230 V / 46910
Supply voltage:	230 V + 6 %-10 %, 50/60 Hz
Output voltage:	40...210 V
Output current:	0,2...15 A
Output frequency:	50/100 Hz (50 Hz mains supply) 60/120 Hz (60 Hz mains supply)
Set point:	external with 0...10 V, DC, 0(4)...20 mA Potentiometer 10 k
Enable:	24 V, DC or contact
Status relay:	change over (250 V, 1 A)
Regulator:	P-I-Regulator
Soft start:	0,1...5 sec.
Amplitude regulation:	Sensor connection for example using Type REOVIB SW 07
Operating temperature:	0-45 °C
Construction :	IP 00



REO (UK) Ltd

Units 2-4 Callow Hill Road,
Craven Arms Business Park,
Craven Arms,
Shropshire,
SY7 8NT

Tel: 01588 673411

Fax: 01588 672718

www.reo.co.uk

Email: main@reo.co.uk

Subject to Changes Without Prior Notification.