


REOVIB 506

DIN rail mounted electronic module for the control of Electromagnetic feeders



Technical Specification - REOVIB 50610

Supply Voltage	110 V, 50/60 Hz
Output Current	0.1 - 2 A
Output Frequency	Full (100 Hz) or Half (50 Hz)
Setpoint	Potentiometer, 10 kOhm
Inhibit/Enable Input	12-24V,DC or volt-free contacts
Soft Start	Fixed 0.1 secs
Enclosure	Metal casing with screw terminals
Protection rating	IP00 - VBG 4
Ambient temp	0 - 45 degrees C
Dimensions LxWxH	74 x 45 x 125 mm

Important Features

The 506 has the following as standard

- User serviceable fuse to protect unit
- Trimmers for Minimum and Maximum vibration
- Full or Half wave selectable output
- Inputs for Remote ON/OFF switching
- Durable housing
- Screw or Din rail fixing
- Internal RFI suppression
- CE marked

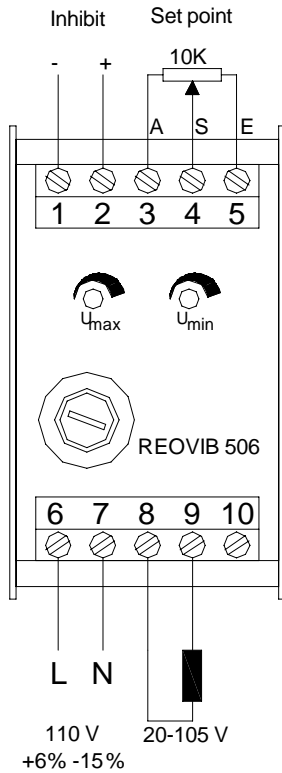
Special Function!

The mains supply is always fluctuating, typically between -10% and +6% this is a fact of life. Obviously feed rate is heavily dependant on the applied voltage so these changes can have a detrimental effect on the performance of automation systems.

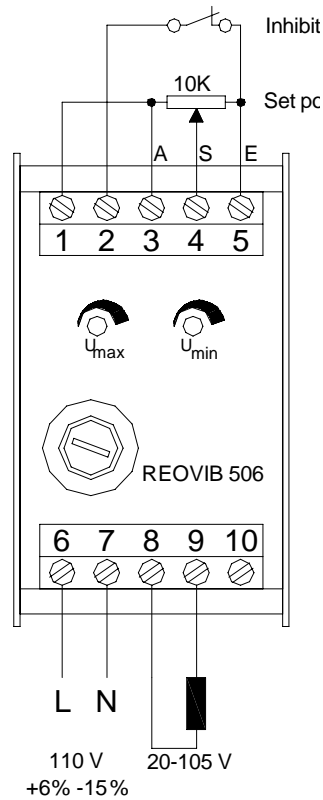
Our controllers have inbuilt stabilisation electronics, which constantly monitor the mains input and adjust the output level accordingly ensuring that the feed rate is maintained.

REOVIB 506 Overview

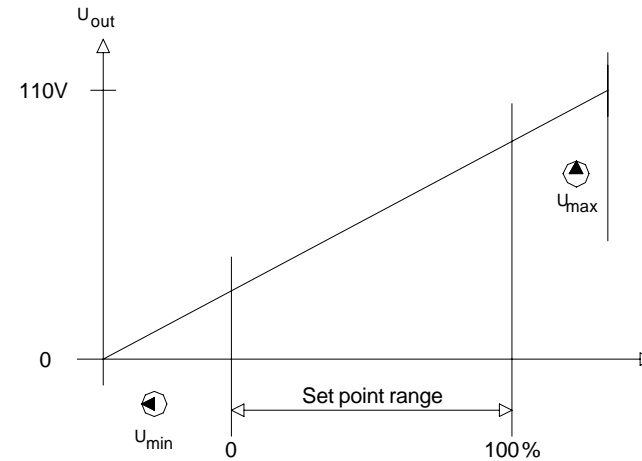
A



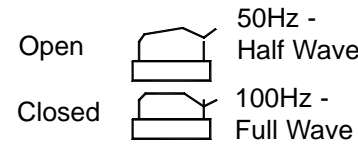
B



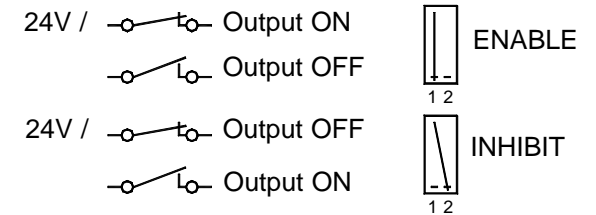
Effects of Umin and Umax Trimmers



S1 - Feeder Frequency



S2 - Inhibit/Enable Options



A - Potential Free Inhibit using external 24V, DC control signal

B - Inhibit using volt-free contacts - Ensure contacts and cable are mains rated



Setpoint Connections are NOT isolated from the mains. Ensure that control potentiometer is suitable for use in these circumstances

Switch Enable/Inhibit is at mains potential, always use suitably insulated cables and switches

