


# REOVIB 513

DIN rail mounted sensor interface module



## Technical Specification - REOVIB 51310

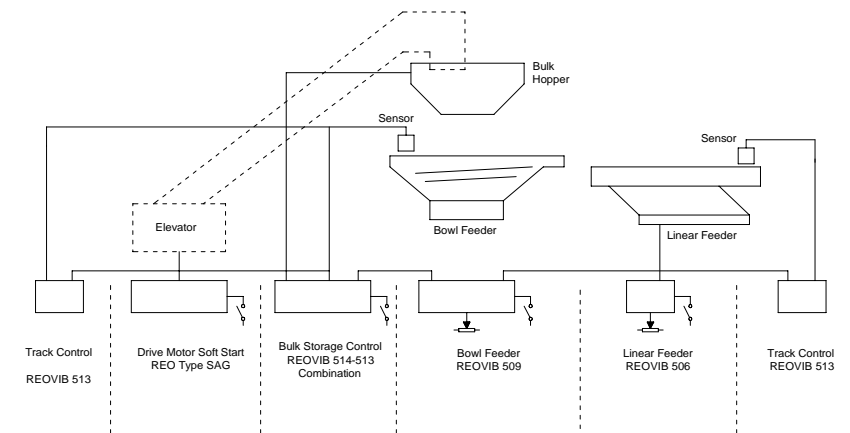
Supply Voltage	230 V, 50/60 Hz
Sensor Voltage	24 V, DC
Sensor Types	Inductive, Capacitor and Namur
Switching Characteristics	PNP, NPN switchable
Sensor Current	100 mA
Switch ON delay	0.5 - 15 secs
Switch OFF delay	0.5 - 15 secs
Enclosure	Metal casing with screw terminals
Protection rating	IP00 - VBG 4
Ambient temp	0 - 45 degrees C
Dimensions LxWxH	74 x 45 x 125 mm

## Important Features

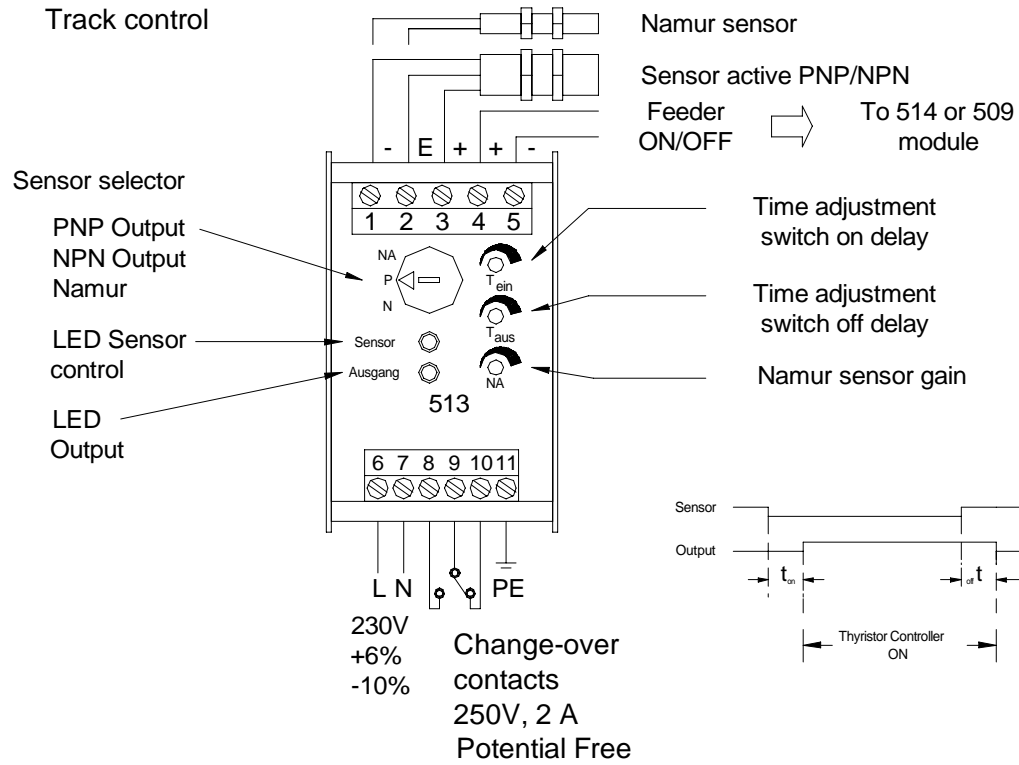
The 513 has the following as standard

- Sensor activated LED
- Output enabled LED
- Trimmers for Time ON/OFF Delay
- Output relay, 250 V, 2 A rated
- Durable housing
- Screw or Din rail fixing
- CE marked

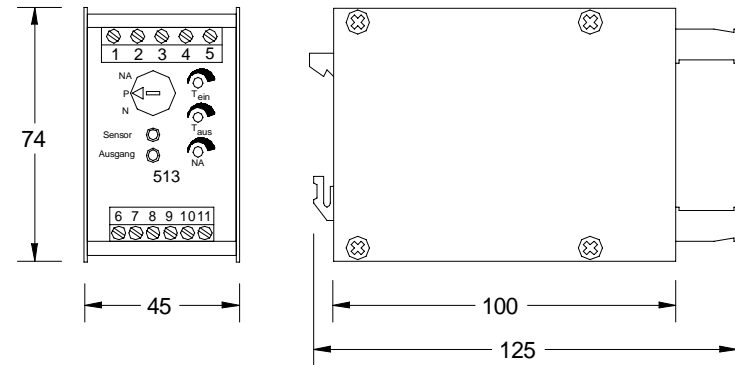
The 513 is designed for use with REO feeder control modules to provide an cost-effective means of automating feed. The diagram below shows several typical configurations



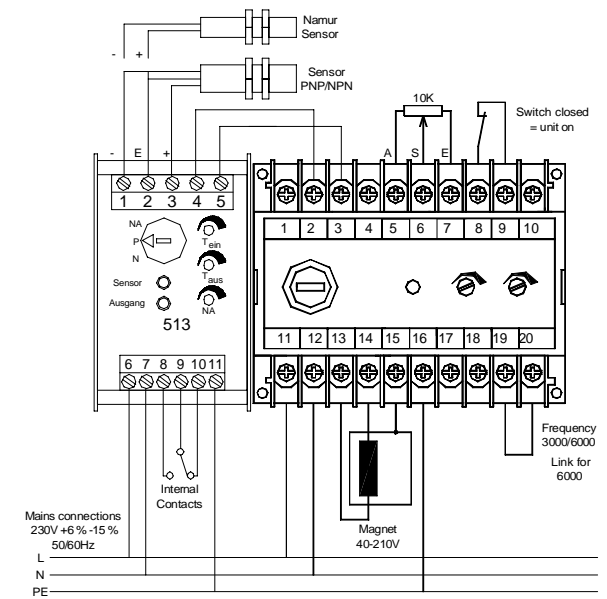
# Main controls



# Dimensions



# Connecting REOVIB 514 or 509 Modules



# Internal switch

