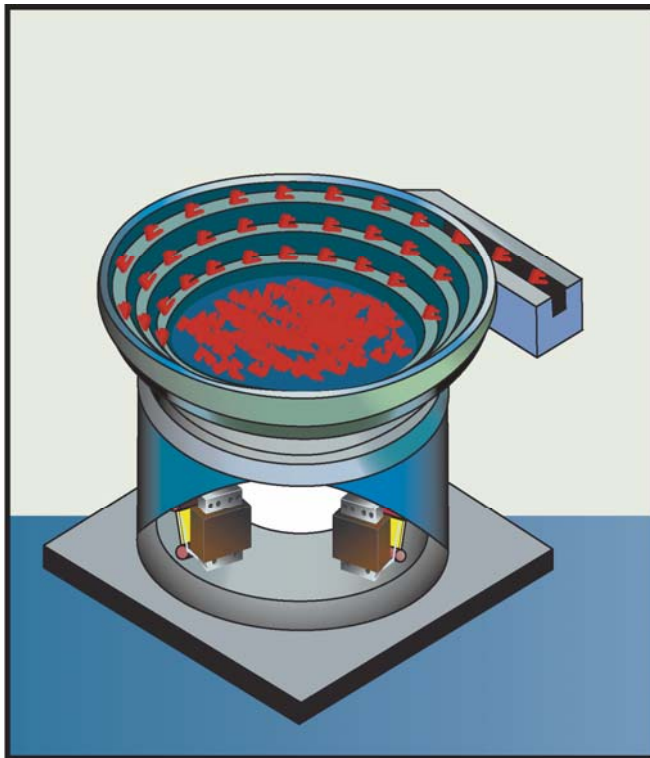
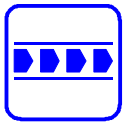


Phase-angle controller for vibratory feeders

REOVIB 514 (System 500)

Cabinet mounting version (IP 20)



- Mains voltage compensation
- Selectable vibrating frequency 50/100 Hz or 60/120 Hz
- Enable input 24 VDC or contact
- Snap-on mounting for 35 mm DIN rail
- Control input for track control using the REOVIB 513
- Please also note our System 539

Phase-angle controller for vibratory feeders

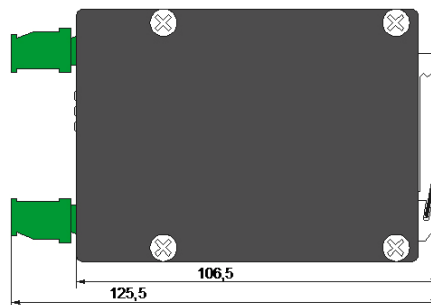
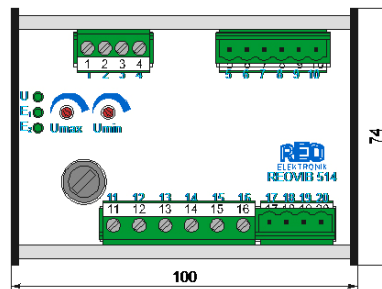
REOVIB 514 (System 500)

The range of REOVIB System 500 modules comprises phase-angle controllers for vibratory feeders and a timer module used with systems that have track control.

The REOVIB 514 is designed for controlling bowl or linear feeders up to 6 A current rating. The output frequency 50Hz/100Hz (60Hz/120Hz) is selected to suit the feeder. In the regulation circuit there is built-in compensation for mains variations. The feed rate setpoint can be derived from a potentiometer, a voltage signal 0...+10 VDC or a current signal 0...20 mA. The setpoint range can be linearised by means of two trimmers Umin/Umax. Furthermore, an enable input is provided for start/stop operation and there is a control input for use with a track control module (REOVIB 513).

Fixings are provided for DIN rail mounting according to DIN EN 50022-35.

Type ID-No.:	REOVIB 514 110 V / 514.20
Supply voltage:	110 V, + 6% - 10%, 50/60 Hz
Output voltage:	30...105 V
Output current:	0.2... 6 A
Output frequency:	Selectable 50/100 Hz (50 Hz mains supply) 60/120 Hz (60 Hz mains supply)
Setpoint:	External with potentiometer 10 k Ω , 0...+10 VDC or 0...20 mA
Enable:	24 VDC or contact (isolated)
Operating temperature:	0...45 °C
Protection class:	IP 20



REO (UK) LTD

Units 2-4 Callow Hill Road,
Craven Arms Business Park,
Craven Arms,
Shropshire, SY7 8NT
Phone: 01588 673 411
Fax: 01588 672 718
www.reo.co.uk
email: main@reo.co.uk