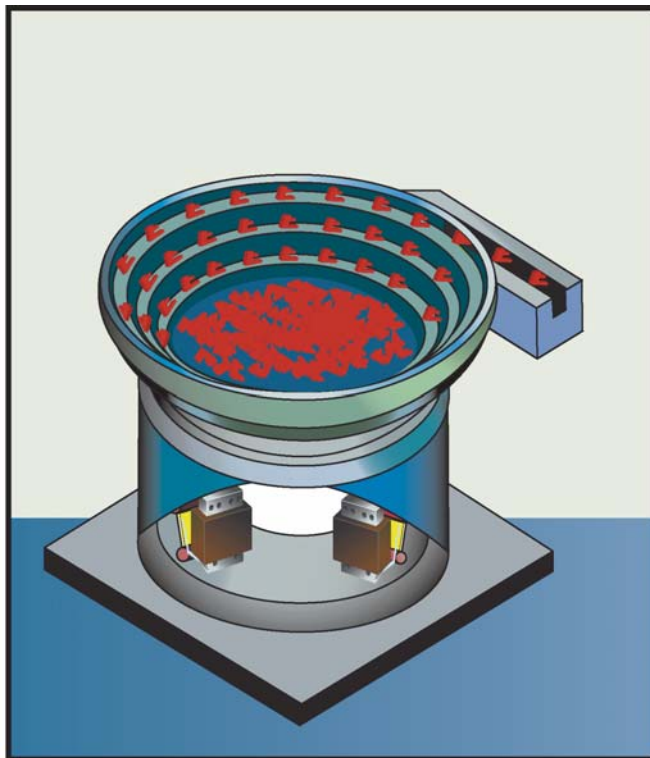
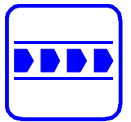


Frequency Controller for Vibratory Feeders

REOVIB MFS 268

Enclosed version (IP 54)



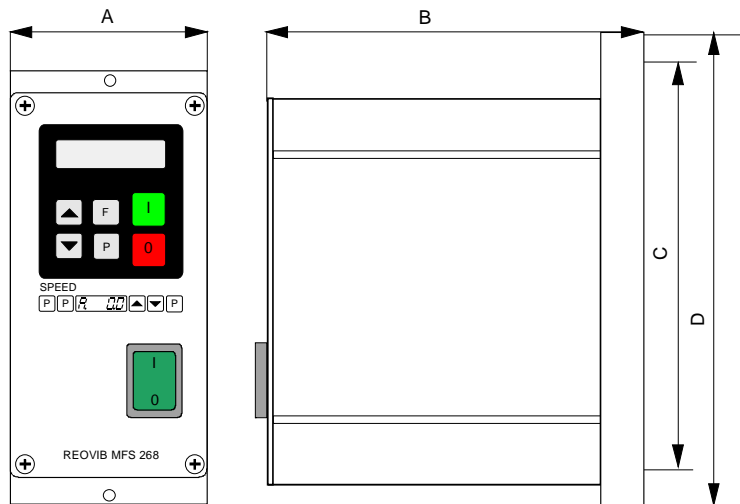
- Adjustable frequency range of 5...300 Hz irrespective of supply frequency
- Removes the need for time-consuming tuning of the mechanical spring system
- Suitable for use on 230 V or 110 V AC supplies without any adjustment
- Sinusoidal output wave-form which has a low noise level and provides gentler product handling
- Optimum frequency search (resonance) when regulation mode is selected
- Constant feed-rate irrespective of supply variations and weight of product on the feeder
- Convenient touch-panel and LED display for accurate set-up of operating parameters
- Additional Start/Stop keys in the touch-panel for switching output power
- Memory storage for user settings
- All setting up can be achieved through the touch-panel
- Integrated track-control
- Adjustable current limiter (overload protection)
- Adjustable frequency range limits (usable frequency)
- Output for 24V air-solenoid and time out

Frequency Controller for Vibratory Feeders

REOVIB MFS 268

The REOVIB MFS 268 series of variable-frequency regulators are specially designed for controlling vibratory feeders. The units produce a highly stable output frequency that is adjustable in 0.1 Hz increments. Manual “tuning” time of the mechanical feed system is significantly reduced. The sinusoidal output means that the feeder runs quietly and provides gentle product handling characteristics. Settings are adjusted by using a touch-panel and an integrated digital display. The feed rate set-point can be adjusted in several ways, including the use of 0 – 10V or 0(4) – 20 mA signals. User settings can be stored and recalled. There is a current limit setting that is used to protect the electromagnetic coil against overloads. The frequency range “window” can be used to limit the adjustment band available to the user. There are a number of field bus interfaces available for communicating with the controller. Track sensing, constant amplitude and an output for 24V air-solenoid are integrated within the unit. The unit can be supplied with a mains cable or plug.

Type	REOVIB MFS 268 Series I/D No 626863
Input voltage:	110 V, 240 V, $\pm 10\%$, 50/60 Hz
Output frequency:	5...300 Hz
Output voltage:	0...95 V, 0...205 V
Output current:	12 A
Set point:	Internal using Display External with 0...+10 V, DC 0(4)...20 mA, Potentiometer 10 k
Enable:	24 V, DC or contact
Status relay:	Change-over contacts 250 V, 1 A
Track control:	Internal power supply 24 V, DC for PNP Sensor
Amplitude control:	Sensor connection: e.g. with Type REOVIB SW 10
2 x Outputs: 24 V, DC	Partially time delayed Adjustable for air-valve, time out
Ambient temperature:	0...+45 °C
Construction:	IP54



Dimensions		A [mm]	B [mm]	C [mm]	D [mm]
REOVIB MFS 268	12 A	150	204	193	205

REO (UK) Ltd

Units 2-4 Callow Hill Road,
Craven Arms Business Park,
Craven Arms,
Shropshire,
SY7 8NT

Tel: 01588 673411

Fax: 01588 672718

www.reo.co.uk

Email: main@reo.co.uk

Subject to Changes Without Prior Notification.