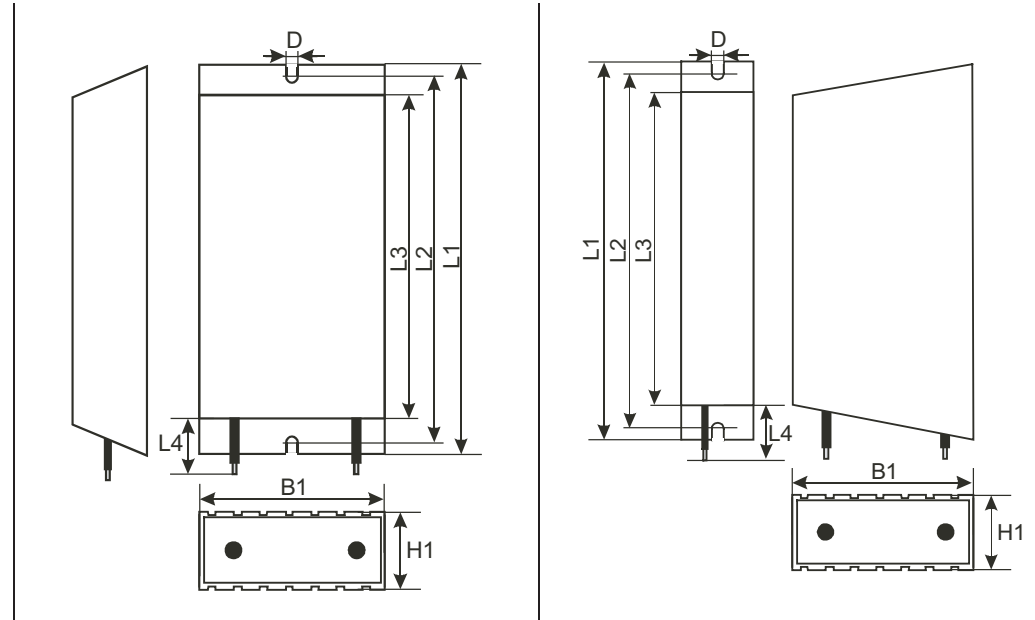
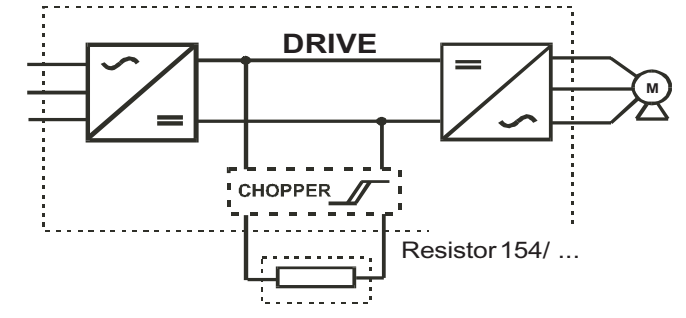


BW 150 BW 154

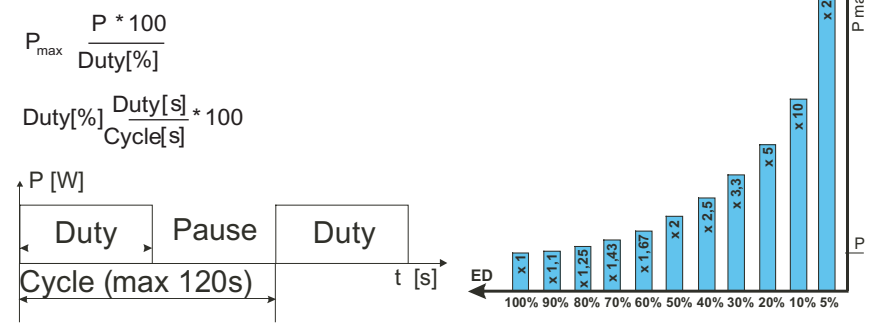
Dimensional Information



Circuit Diagram



Load Diagram



Type	Resistance Values [Ω]	With 25°C Ambient Temperature Power [W]	Max Operating Voltage [V]	B1 [mm]	H1 [mm]	L1 [mm]	L2 [mm]	L3 [mm]	L4 [mm]	D [mm]	Connection Cable
BW 154/100/...L	3 - 500	100	900	40	21	170	155	140	250	5,5	2xAWG 14 UL 1659
BW 154/150/...L	2,2 - 160	120				210	195	180			
BW 154/200/...L	5 - 200	140				250	235	220			
BW 154/250/...L	5 - 250	160				290	275	260			
BW 154/100/...S	3 - 500	100				170	155	140			
BW 154/150/...S	2,2 - 160	120				210	195	180			
BW 154/200/...S	5 - 200	140				250	235	220			
BW 154/250/...S	5 - 250	160				290	275	260			

Protection IP20/IP40/IP54	Test Voltage 4kV
------------------------------	---------------------