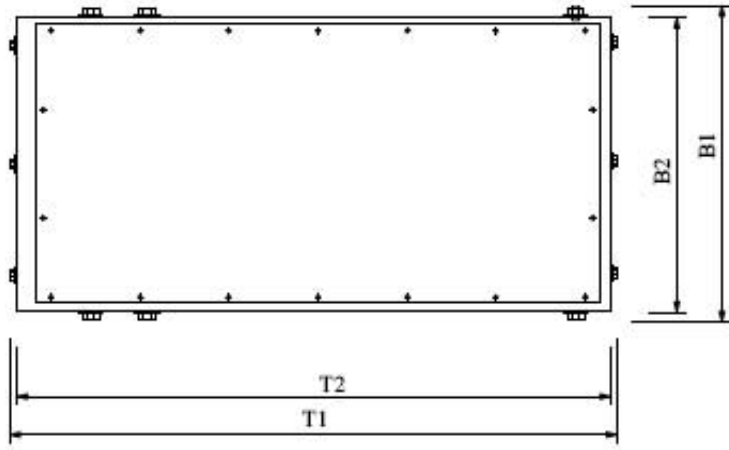
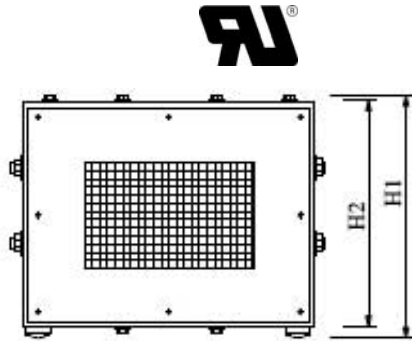
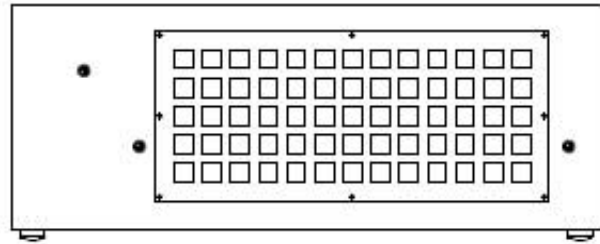


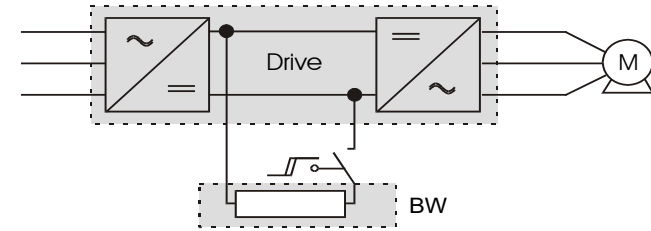
NTT 606

Dimensional Information



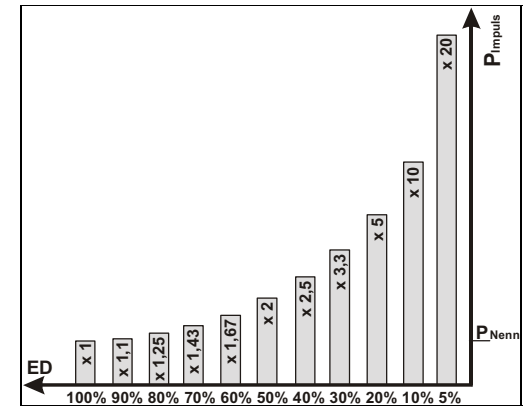
RevNo	Revision note	Date	Signature	Checked
-------	---------------	------	-----------	---------

Circuit Diagram



Load Diagram

Cycle time 120 sec



Type	Resistance Value		Continuous Power [W]	Max Operating Voltage [V]	B1 [mm]	B2 [mm]	T1 [mm]	T2 [mm]	H1 [mm]	H2 [mm]
	R [Ω]	I [A]								
NTT 606 / 600	1,20 - 19	20,4 - 5,1	600	4200	345	310	640	630	250	235
NTT 606 / 1350	0,34 - 26	63 - 7,2	1350							
NTT 606 / 600	4,8 - 76	20,4 - 5,1	2000							
NTT 606 / 600	0,68 - 52	63 - 7,2	2700							

Resistance values conforming to E 6

Protection IP10	Test voltage 9.5 kV AC
Max. Temperature 300 °C	Climatic Category DIN IEC 60068-1

Designed by M Gillam	Approved by S Hughes	Approved Date 09.10.2008	File Name NTT 606	Issue Date 29.09.2008	Scale 1:1
REO UK LTD Units 2-4, Callow Hill Road Craven Arms, Shropshire SY7 8NT Tel: 01588 673411 Fax: 01588 672718 email: main@reo.co.uk www.reo.co.uk			Title High Voltage Braking Resistor		Sheet 1 of 1
			Drawing Number NTT 606		