

## REOTRON SMP-ESM

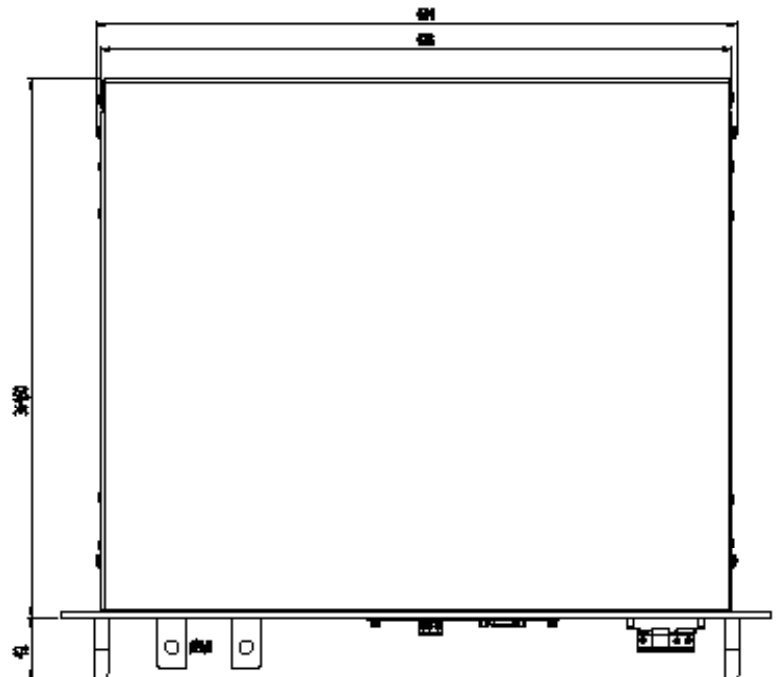

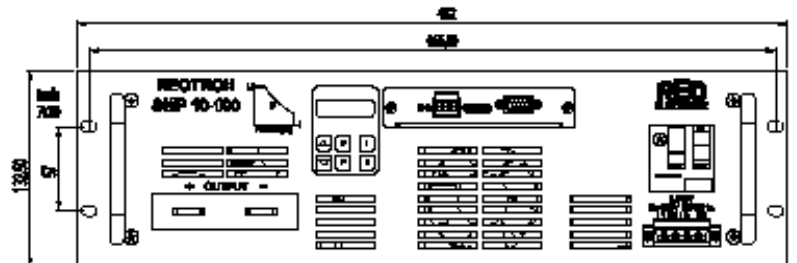
19" Plug-In module

### Technical data

Type	REOTRON SMP-ESM
Input voltage:	3 x 400 V, +/- 10 %, 50/60 Hz
Ripple p-p:	100 mV/200 mV
Setpoint Input:	0...+10 V, DC 0(4)...20 mA, Potentiometer 10 kOhm internal control over display
Actual Output:	0...+10 V, DC 0(4)...20 mA, internal control over display
Interfaces (optional)	Profibus-DP DeviceNet Can-BUS RS 232 EtherCat
Control accuracy:	1% of the nominal value (higher on request)
Rating:	24 V, DC or contact
Protection:	Cabinet installation IP 20
2 x relay status:	Changer 250 V, 1A
Efficiency:	> 85 %
Cos $\Phi$ :	0,95
PFC:	0,94
Operating temperature:	0...+45 °C
Standards:	EN 50178, EN 61000-6-2, EN 61000-6-4



Example with 1kW + Profibus-DP



## REOTRON SMP-ESM 19" Plug-In module

REO Series	SMP-ESM 25-40	SMP-ESM 25-100	SMP-ESM 25-200	SMP-ESM 25-300	SMP-ESM 25-400	SMP-ESM 25-500	SMP-ESM 25-600
Output Power [W]	0...1000	0...2500	0...5000	0...7500	0...10000	0...12500	0...15000
Output voltage [V]	0...25	0...25	0...25	0...25	0...25	0...25	0...25
Output current [A]	0...40	0...100	0...200	0...300	0...400	0...500	0...600
Dimensions [BxTxHE]	482x406/3U	482x406/3U	482x406/3U	482x406/3U	482x406/6U	482x406/6U	482x406/6U

REO Series	SMP-ESM 50-20	SMP-ESM 50-50	SMP-ESM 50-100	SMP-ESM 50-150	SMP-ESM 50-200	SMP-ESM 50-250	SMP-ESM 50-300
Output Power [W]	0...1000	0...2500	0...5000	0...7500	0...10000	0...12500	0...15000
Output voltage [V]	0...50	0...50	0...50	0...50	0...50	0...50	0...50
Output current [A]	0...20	0...50	0...100	0...150	0...200	0...250	0...300
Dimensions [BxTxHE]	482x406/3U	482x406/3U	482x406/3U	482x406/3U	482x406/6U	482x406/6U	482x406/6U

REO Series	SMP-ESM 80-13	SMP-ESM 80-31	SMP-ESM 80-63	SMP-ESM 80-94	SMP-ESM 80-125	SMP-ESM 80-156	SMP-ESM 80-188
Output Power [W]	0...1000	0...2500	0...5000	0...7500	0...10000	0...12500	0...15000
Output voltage [V]	0...80	0...80	0...80	0...80	0...80	0...80	0...80
Output current [A]	0...13	0...31	0...63	0...94	0...125	0...156	0...188
Dimensions [BxTxHE]	482x406/3U	482x406/3U	482x406/3U	482x406/3U	482x406/6U	482x406/6U	482x406/6U

REO Series	SMP-ESM 150-7	SMP-ESM 150-17	SMP-ESM 150-33	SMP-ESM 150-50	SMP-ESM 150-67	SMP-ESM 150-83	SMP-ESM 150-100
Output Power [W]	0...1000	0...2500	0...5000	0...7500	0...10000	0...12500	0...15000
Output voltage [V]	0...150	0...150	0...150	0...150	0...150	0...150	0...150
Output current [A]	0...7	0...17	0...33	0...50	0...67	0...83	0...100
Dimensions [BxTxHE]	482x406/3U	482x406/3U	482x406/3U	482x406/3U	482x406/6U	482x406/6U	482x406/6U

REO Series	SMP-ESM 250-4	SMP-ESM 250-10	SMP-ESM 250-20	SMP-ESM 250-30	SMP-ESM 250-40	SMP-ESM 250-50	SMP-ESM 250-60
Output Power [W]	0...1000	0...2500	0...5000	0...7500	0...10000	0...12500	0...15000
Output voltage [V]	0...250	0...250	0...250	0...250	0...250	0...250	0...250
Output current [A]	0...4	0...10	0...20	0...30	0...40	0...50	0...60
Dimensions [BxTxHE]	482x406/3U	482x406/3U	482x406/3U	482x406/3U	482x406/6U	482x406/6U	482x406/6U

REO Series	SMP-ESM 400-2,5	SMP-ESM 400-6,25	SMP-ESM 400-13	SMP-ESM 400-19	SMP-ESM 400-25	SMP-ESM 400-32	SMP-ESM 400-37,5
Output Power [W]	0...1000	0...2800	0...5200	0...7600	0...10000	0...12800	0...15000
Output voltage [V]	0...400	0...400	0...400	0...400	0...400	0...400	0...400
Output current [A]	0...2,5	0...6,25	0...13	0...19	0...25	0...32	0...37,5
Dimensions [BxTxHE]	482x406/3U	482x406/3U	482x406/3U	482x406/6U	482x406/6U	482x406/6U	482x406/6U

REO Series	SMP-ESM 600-2	SMP-ESM 600-4	SMP-ESM 600-8	SMP-ESM 600-13	SMP-ESM 600-17	SMP-ESM 600-21	SMP-ESM 600-25
Output Power [W]	0...1200	0...2400	0...4800	0...7800	0...10200	0...12600	0...15000
Output voltage [V]	0...600	0...600	0...600	0...600	0...600	0...600	0...600
Output current [A]	0...2	0...4	0...8	0...13	0...17	0...21	0...25
Dimensions [BxTxHE]	482x406/3U	482x406/3U	482x406/3U	482x406/6U	482x406/6U	482x406/6U	482x406/6U

Higher voltages and currents on request