

LD 220

Air choke with aluminium-copper/disc winding



Unique Selling Point

- No saturation
- Wide range of material selection
- Special protective coating
- High linearity L (i)
- Very good mechanical strength
- No hysteresis
- Optimal weight by forced air cooling
- Directional air flow through GRP conduits
- Very efficient liquid cooling option (waveguide)
- Able to be universally applied.

Description

Air chokes are particularly used where high inductive linearity is required. Due to their relatively simple mechanical structure, they are not only compact, but also very robust.

With our expertise, the REO air chokes perform to the required standard, even in the most arduous conditions.

- Frequency of the current: DC und AC
- Tolerances: + 10 / - 10 %, + 5 / - 5 %
- Taps: By default, no taps (available on request)
- Insulation: F or H
- Cooling method and cooling liquid according to IEC 60310: AN, AF or WF
- Test voltage: up to 12kV 60s 50Hz, up to 25kV 1,2/50μs
- Mounting: Suspended, vertical or horizontal
- Mechanical strength, mechanical simulation (FEM): EN 12663
- Shock - and vibration stress: IEC 61373 Kat. 1 Kl. B

REO Mix & Match principle

With REO Mix & Match you can choose from a wide range of options - combine the various options in order to always get the best product for your application.

REO is able to offer different designs and winding techniques, a variety of conductor materials and structures. Depending on the specific requirements, we are able to produce an optimal solution by combining these parameters to provide the perfect solution.

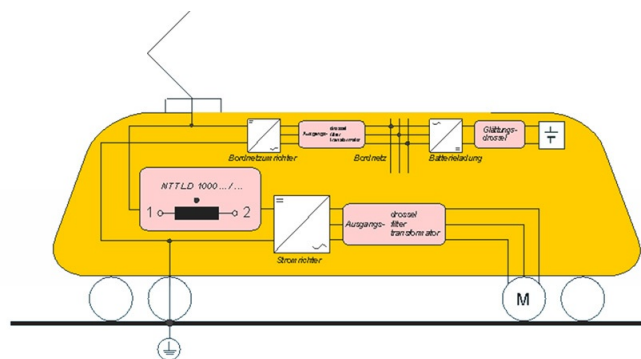
Optional

- Layer winding/Disc winding
- Aluminium, Copper or aluminium+copper
- Protections: Paint coating, protective coating, housing or REO Xtreme
- Cooling fan/unit
- Sensors: Switch NO / NC, PT100, NTC, PTC

Technical Data

- Rated current : 200 - 700 A
- Inductance : 0,5 - 4 mH

Circuit example



LD 220

Air choke with aluminium-copper/disc winding

Technical data

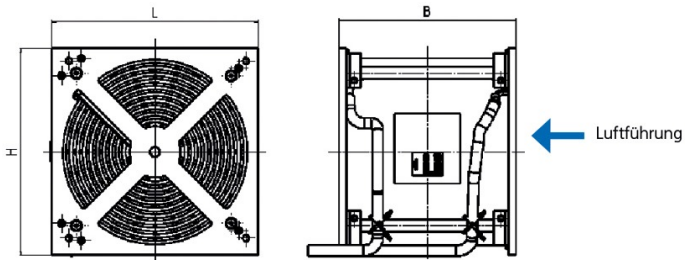
Type	Inductance [mH]	Cooling 3 m/s			Cooling 5 m/s			Cooling 8 m/s		
		I [A]	magn. Energy [J]	P [kVA] at 20°C	I [A]	magn. Energy [J]	P [kVA] at 20°C	I [A]	magn. Energy [J]	P [kVA] at 20°C
LD 220/200/0,5	0,5	200	10	0,7	250	15,6	1,1	300	22,5	1,6
LD 220/400/0,5	0,5	400	40	1,8	500	62,5	2,9	600	90	4,2
LD 220/700/0,5	0,5	700	122,5	2,4	850	180,6	3,6	1000	250	5
LD 220/200/1	1	200	20	1,1	250	31,3	1,7	300	45	2,4
LD 220/400/1	1	400	80	2,8	500	125	4,4	600	180	6,3
LD 220/700/1	1	700	245	3,8	850	361,3	5,5	1000	5	7,7
LD 220/200/2	2	200	40	1,7	250	62,5	2,6	300	90	3,7
LD 220/400/2	2	400	160	4,4	500	250	6,9	600	360	10
LD 220/700/2	2	700	490	5,7	850	722,5	8,4	1000	1000	11,6
LD 220/200/4	4	200	80	2,5	250	125	3,9	300	180	5,6
LD 220/400/4	4	400	320	6,9	500	500	10,8	600	720	15,6
LD 220/700/4	4	700	980	8,7	850	1445	12,8	1000	2000	17,7

LD 220

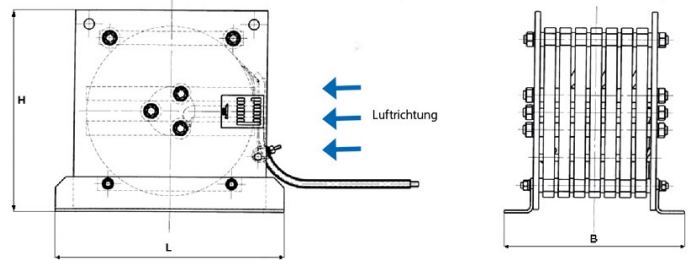
Air choke with aluminium-copper/disc winding

Dimension drawings

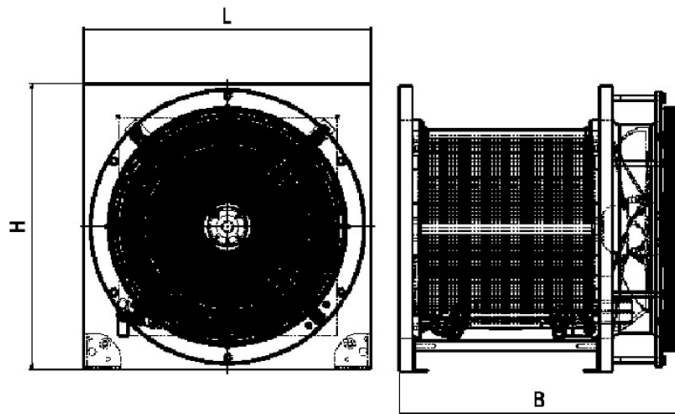
Air choke with layer winding (without cooling unit)



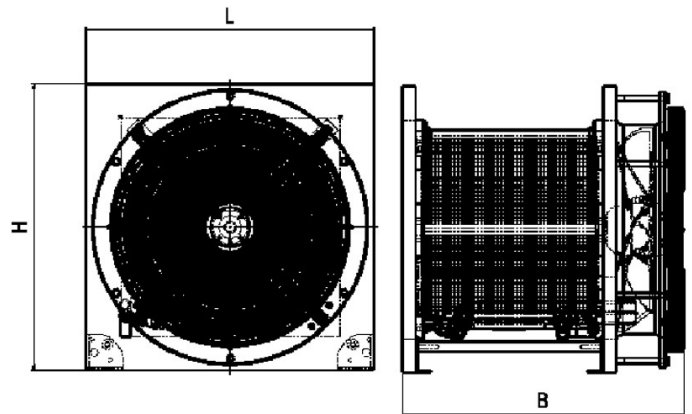
Air choke with disc winding (without cooling unit)



Air choke with layer winding (with cooling unit 0,3m³/s)



Air choke with layer winding (with cooling unit 0,6m³/s)



LD 220

Air choke with aluminium-copper/disc winding

Dimensions

Type	Dimensions			Weight	
	B [mm]	H [mm]	T [mm]	Alu/Cu [kg]	Total [kg]
LD 220/200/0,5	250	250	180	11,4	16
LD 220/400/0,5	350	350	180	20,9	29
LD 220/700/0,5	400	400	370	74,8	86
LD 220/200/1	300	300	220	17,6	33
LD 220/400/1	400	400	220	32,5	37
LD 220/700/1	400	400	450	116	124
LD 220/200/2	350	350	230	26,7	40
LD 220/400/2	400	400	310	51,4	87
LD 220/700/2	450	450	490	175	182
LD 220/200/4	400	400	250	40,2	54
LD 220/400/4	420	420	400	80,3	97
LD 220/700/4	500	500	570	267	301