


CNW 8981- 60 Hz

REOWAVE[®]passive - harmonic filter 60 Hz/480V (IP00)



Unique Selling Point

- Reduction of the THDI value
- Increasing network stability
- Reduction of input current up to 30%
- Suitable for installation in control cabinets
- Easy integration into existing systems
- Increased reliability of electrical installations

Description

Reduce Harmonics - save up to 30% energy costs.

The REOWAVE[®]passive filters harmonics caused by the B6 circuit (thyristor, diode bridge, etc.) and motor drives. The supply network is relieved by compensating the harmonics reactive power. This enables cost savings in material selection and energy consumption. Starting currents and current peaks are greatly attenuated.

This increases the service life and reliability of electrical systems. Due to the compact and ready-build an easy installation is possible.

The REOWAVE[®]passive helps to comply with international power quality standards IEEE 519 or EN 61000-3.

- Nominal voltage: 480V
- Frequency: 60Hz
- In accordance with: EN 60289 / EN 61558
- Test voltage: L-L 2500 V, DC 1min; L-PE 2500 V, DC 1min
- Insulation class: T40 / F
- Protection: IP00
- Climate class: IEC 60068-1 DIN
- Protection: IP 00 (also available as IP20 version)
- Nominal voltage: 480V / 60 Hz
- Standards: IEEE 519, EN 61000-3-12, EN 61000-3-2, IEC 61000-3-4

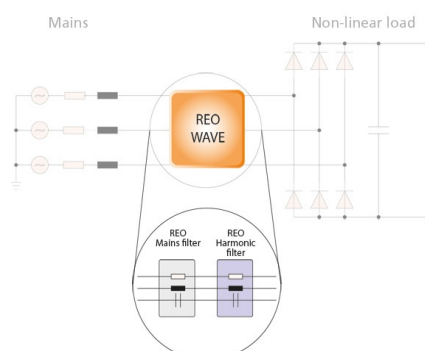
Technical Data

- Nominal Voltage : 480 V
- Rated current : 9 - 1200 A
- Frequency : 60 Hz

Typical applications

- Drive technology for motor drives, e.g.:
- Engineering
- Elevators / escalators
- Pipe
- Conveyor Technology
- Ventilation and air conditioning
- Robotics
- Automation Technology
- Power Supplies
- Failsafe processes
- Applications with a 6- pulse rectifier

Circuit example



CNW 8981- 60 Hz

REOWAVEpassive - harmonic filter 60 Hz/480V (IP00)

Technical data / Dimensions

Type CNW 8981/	Rated current [A]	Losses [W]	Choke 1 [mm]					Choke 2 [mm]					Capacitors [mm]								[kg]
			L	B	H	N1	N2	L	B	H	N1	N2	L	B	H	N1	N2	N3	N4		
9	9	120	190	92	210	170	68	155	77	155	130	57	500	200	100	450	470	100	-	16,2	
12	12	120	190	92	210	170	68	155	92	185	130	72	500	260	230	450	470	100	-	17,5	
16	16	160	230	90	258	176	71	190	82	210	170	58	500	200	100	450	470	100	-	25	
22	22	230	230	114	260	176	95	190	82	210	170	58	500	350	100	450	470	100	125	31,4	
32	32	241	240	117	270	185	95	210	97	238	175	77	500	200	230	450	470	100	125	40,4	
36	36	300	240	132	270	185	109	210	97	238	175	77	500	200	230	450	470	100	125	41,5	
45	45	313	300	120	335	224	94	210	107	238	175	87	500	200	100	450	470	100	-	55,1	
55	55	420	300	152	330	224	119	210	117	238	175	97	500	350	200	450	470	100	125	57,8	
70	70	487	300	165	330	224	132	230	114	260	176	95	500	260	230	450	470	100	-	67,3	
90	90	580	360	193	330	264	167	230	114	263	176	95	500	260	100	450	470	100	-	81,8	
110	110	710	420	189	367	316	159	240	122	280	185	100	500	350	230	450	470	100	125	107,5	
145	145	860	420	204	369	316	174	265	133	270	200	103	500	350	230	450	470	100	125	128	
180	180	1000	420	234	368	316	204	300	135	315	224	107	500	260	200	450	470	100	-	157	
200	200	1100	420	234	369	316	204	300	150	280	224	120	500	260	400	450	470	100	-	165	
230	230	950	480	220	417	356	184	300	170	280	224	135	500	350	100	450	470	100	125	175	
270	270	1140	480	250	416	356	214	360	223	310	264	142	500	200	300	450	470	100	-	223	
330	330	1570	480	250	465	356	214	360	223	310	264	142	500	370	160	450	470	100	125	243	
370	370	1680	480	250	467	356	214	420	206	364	316	143	500	500	160	450	470	100	275	252	
400	400	1410	480	250	464	356	214	420	204	363	316	143	500	370	400	450	470	100	125	257	
450	450	1500	480	250	510	356	214	420	220	363	316	158	500	550	160	450	470	100	275	284	
550	550	1850	480	250	506	356	214	420	235	364	316	174	500	550	160	450	470	100	275	298	
650	650	2090	480	250	589	356	214	420	268	363	316	204	500	550	510	450	470	100	275	357	

Because of the design of the following devices a special construction is necessary - please contact us!

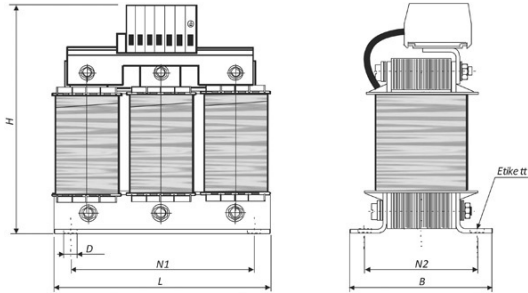
Type CNW 8981/	Rated current [A]	Losses [W]	Choke 1 [mm]					Choke 2 [mm]					Capacitors [mm]								[kg]
			L	B	H	N1	N2	L	B	H	N1	N2	L	B	H	N1	N2	N3	N4		
800	800	2510	540	234	603	470	194	480	241	414	356	185	500	650	510	450	470	100	125	480	
1000	1000	2650	540	234	617	470	194	540	290	485	450	184	500	650	510	450	470	100	125	600	
1200	1200	3030	540	234	732	470	194	540	308	528	450	204	500	650	510	450	470	100	275	750	

CNW 8981- 60 Hz

REOWAVEpassive - harmonic filter 60 Hz/480V (IP00)

Dimension drawings

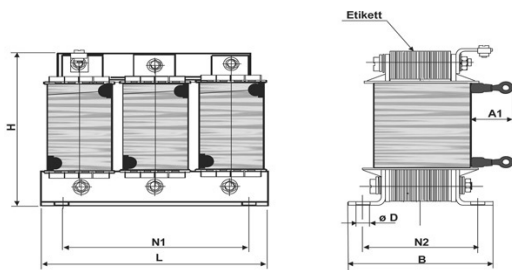
Picture 1 - Choke 1



Choke 1 is used in the following types:

- CNW8981 / 6 - 90

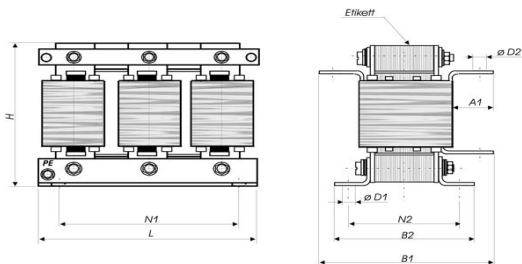
Picture 2 - Choke 2



Choke 2 is used in the following types:

- CNW8981 / 22 - 36

Picture 3 - Choke 3



Choke 3 is used in the following types:

- CNW8981 / 55 - 1200

Capacitors

