

# RTE 230 V

*Single-phase variable column-type transformers (auto windings, open, IP 00)*



## Unique Selling Point

- Closely stepped adjusting of output voltages
- Low-loss cores
- Vacuum impregnated windings
- Windings virtually maintenance free
- UL-listed materials
- Available in IP 00 and IP 20
- Wide range of accessories

## Description

The REO column-type variable transformers complement the REOVAR series for currents up to 1000A with a fine-step adjustment of the output voltage at a constant current at the output.

The waveform of the sine wave is preserved - like that, EMC problems cannot occur over the entire operating range of 0 - 1000A. All products in the series come with UL - listed materials .

The REO construction enables easy handling of the carbon rolls and the spindle - the copper-bevel gear allows a hysteresis-free adjustment of the output voltage even at high adjustment speed of the drive motor. Thus REO variable column transformers are perfect for high performance adjustment .

REO-column type variable transformers conform to EN 61558-2-14

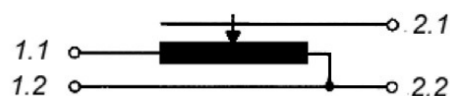
## Technical Data

- Input voltage : 230 V
- Output voltage : 230 V
- Output Current : 13 - 435 A

## Options

- Protection IP 20 - IP 54
- Motor drive, digital/analog
- Actuating speed 30 sek
- REO Power Former (Control unit for supplies)
- Versatile accessories : e.g. Motor control NLR 7000
- Compensation winding

## Circuit example



# RTE 230 V

*Single-phase variable column-type transformers (auto windings, open, IP 00)*

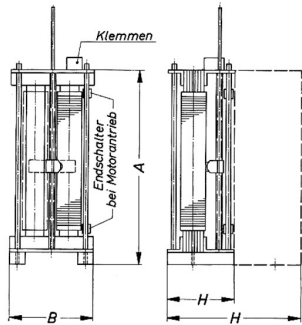
## Technical data

kVA	A	Copper	Tubes	A	B	H	Weight IP 00 [kg]
2,0	8,7	3,0	1	500	280	225	45
3,0	13,0	4,5	1	500	280	225	45
4,5	19,5	7,0	1	635	280	235	60
6,0	26,0	8,0	1	635	280	235	60
7,0	30,5	11,0	1	635	280	235	60
8,5	37,0	15,0	2	635	280	235	80
10,0	43,5	17,0	2	635	280	235	80
12,0	52,0	18,5	2	635	280	235	80
14,0	61,0	21,5	2	635	280	235	80
16,0	69,5	27,5	2	720	300	250	90
18,0	78,0	31,0	2	720	300	250	90
20,0	87,0	37,0	2	720	300	250	90
24,0	104,0	38,0	4	660	280	440	126
28,0	122,0	42,5	4	660	280	440	126
30,0	130	43	4	735	300	460	165
36	156	62	4	735	300	460	165
40	174	74	4	735	300	460	165
45	195	81	4	780	300	470	186
50	217	92	4	780	300	470	186
60	260	132	8	735	550	460	360
70	304	150	8	735	550	460	360
80	348	166	8	735	550	460	360
90	391	180	8	780	595	470	400
100	435	198	8	780	595	470	400

# RTE 230 V

*Single-phase variable column-type transformers (auto windings, open, IP 00)*

## Dimensions

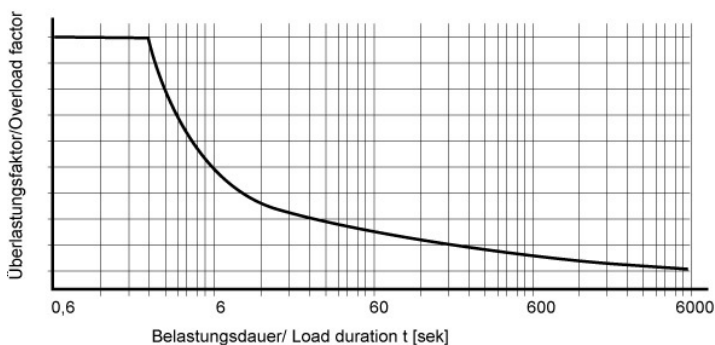


kVA	A	B	H	Weight IP 00 [kg]
2,0	500	280	225	45
3,0	500	280	225	45
4,5	635	280	235	60
6,0	635	280	235	60
7,0	635	280	235	60
8,5	635	280	235	80
10,0	635	280	235	80
12,0	635	280	235	80
14,0	635	280	235	80
16,0	720	300	250	90
18,0	720	300	250	90
20,0	720	300	250	90
24,0	660	280	440	126
28,0	660	280	440	126
30,0	735	300	460	165
36	735	300	460	165
40	735	300	460	165
45	780	300	470	186
50	780	300	470	186
60	735	550	460	360
70	735	550	460	360
80	735	550	460	360
90	780	595	470	400
100	780	595	470	400

# RTE 230 V

Single-phase variable column-type transformers (auto windings, open, IP 00)

## Overload factor



Faktor kK relative to operation time t.

## Maintenance:

Contact carbon rolls are furnished with hard-silvered axes. Threaded spindles run in self-lubricating bearings and are almost maintenance-free. Seized or worn carbon rolls must be replaced immediately.

From time to time the contact surfaces of the windings should be cleaned with a stiff brush to remove adhered dirt (dust and carbon abrasion).

Maintenance manual on request.

## Accessories

- Single or three phase asynchronous motor with anchor stop brake
- Motor protection switch
- different setting times ( only limited by gear changes possible ! )
- Slipping clutch at motor drive
- additional limit switches ( 1 SPDT ), wired to terminals , when used in air
- additional limit switch ( max . 6 pieces)
- Mounting a 10 - Wendelpotentiometers
- ( 1 ohm , 2 ohm or 5 kOhm , eg for feedback of pantographs representation Wiring diagram 17 ( at Engine OMC)
- ( Single-phase Asynchronomotor with wired limit switch ) Wiring diagram 18 ( at Engine OMC)
- ( Single-phase induction motor with reversing contactor ) Wiring diagram 19 ( at Engine Mo ) ( three-phase asynchronous motor with reversing contactor )

