



The best of both worlds
Increasing motor life and
reducing EMI whilst increasing ROI

The best of both worlds

Increasing motor life and reducing EMI whilst increasing ROI



Business purchasing decisions are increasingly being made in a vicious cycle of short-termism, even under circumstances where a long term strategy may yield higher return on investment (ROI). At a time when austerity measures are leading businesses to cut costs. Manufacturers can use high current line reactors to make considerable energy savings, increase motor life and reduce electromagnetic interference (EMI) issues.

There is no doubt that we are living in an era of unprecedented change; in a world where competitiveness has captured the hearts and minds of decision makers. From lean and kaizen in manufacturing to third-tier auditing in supply chains and the push towards reducing carbon emissions using green technology saving money is high on the agenda. The way has been paved rapid business growth and the rise of empires in the space of a few decades.

However, in some cases this change has come at the cost of a long term perspective. Traditionally the most successful businesses have been those whose strategy has struck a good balance between short term efficiency and long term return on investment.

Short term parochialism has often led companies into a vicious downward spiral; many reputations have been left in tatters in the pursuit of price and chasing cheap, almost always by sacrificing long term quality and service.

Increased pressure to conform to legislative and corporate social responsibilities has further intensified the burden on companies to deliver high quality, on time and under budget. For instance, the eco design directive covering electric motors, EC 640/2009, mandates that from January 1, 2015, all new motors must be equipped with a variable speed drive (VSD) by default.

In industrial applications a VSD is often used to control the speed of a motor. This increases efficiency and provides cost savings. However the process is not completely without drawbacks. In order to control the motor speed, the supply current is manipulated using pulse width modulation (PWM) for high frequency switching.



Our value proposition

Working with you to develop innovative, energy efficient and EMC compliant solutions for your electrical power control and power quality problems.

Providing technical expertise to deliver an enhanced return on investment through lower energy consumption, superior process efficiency and increased product life.

The resultant fixed voltage, variable frequency supply output, whilst able to control motor speed, creates unwanted electromagnetic interference (EMI) and harmonic currents, whose high frequencies can damage equipment. Overheating of transformers, windings and capacitors as well as interference on telecommunications equipment and metering apparatus can render equipment unusable.

European legislation has sought to solve the problem through the introduction of the IEC/EN 61800-3 directive, which makes it obligatory for manufacturers, panel builders and systems integrators to ensure that all equipment is electromagnetically compatible with surrounding devices.

It is the combination of these factors which ultimately impact the triple bottom line; price, people and planet. Procurement and finance managers must make decisions which not only impact profitability but also the people and environment around them. Although ever decreasing budgets require intense scrutiny of any expense, some simple changes can result in significant savings.

“ A CNW 903 choke can achieve savings of nearly £600 in the first year alone; an incredible saving considering that the unit also increases motor life by reducing harmful harmonic currents and EMI. ”

Price is the first ‘P’ of the triple bottom line. To provide original equipment manufacturers (OEMs) with a simple way to reduce energy costs, REO has developed an EMC compliant input choke. The CNW903, three phase, high current line reactor removes harmonic currents and EMI from the power supply, reducing any voltage distortion, which could degrade or damage equipment.

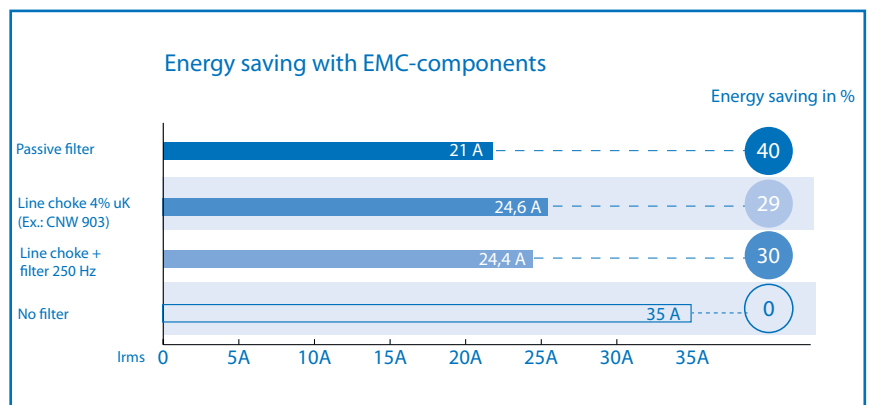
The unit’s small and efficient design has been achieved through careful selection of build materials and the application of design experience, which has resulted in a unit that requires much less panel space, and incorporates shielded terminals and protection covers.

In a typical example, a CNW903 choke, costing only a little more than fifty pounds, used on a 4kW VSD, achieved such significant energy savings, that return on investment was realised in less than five weeks - assuming an electricity cost of 11.2 pence/KWh and 50 hours usage per week. This amounts to nearly £600 of savings in the first year alone; an incredible saving considering that the unit also increases motor life by reducing harmful harmonic currents and EMI.

People are the second ‘P’. As anyone that works in an industrial environment will know, working conditions on the factory floor can be demanding. Ear noise and hand protection is the norm. The CNW903 is able to eliminate excess heat, acoustic noise and component vibration - including mechanical stress on machinery, by reducing the overheating of in phase neutral conductors. This means a quieter and cooler working environment for everyone in the environment.

Planet is the final ‘P’. By reducing energy bills, companies can expect to meet and exceed not only government targets for carbon emissions, but also corporate social responsibility goals. Green credentials and brand awareness is also enhanced.

So why is it that, even though equipment such as the CNW903 exists, many companies are yet to realise these cost savings and improve their return on investment?



Three-phase Line chokes (3 lines)

CNW 903

Description:

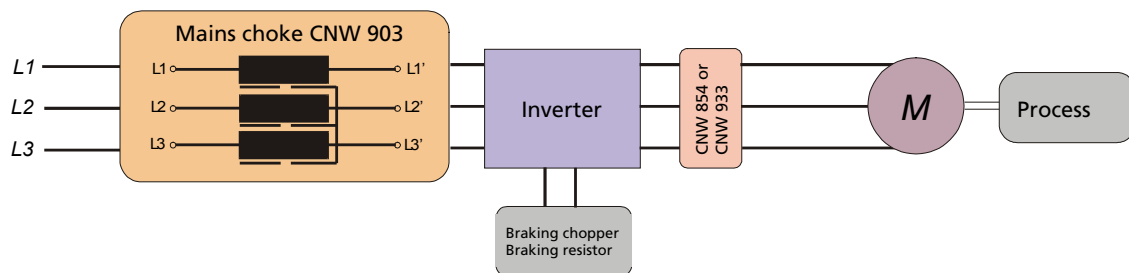
Commutation (current conduction between thyristors) for fast-switching semi conductors, PFC (Power Factor Correction)

- Conforming to: EN 60289 / EN 61558
- Test voltage: L-L 2500 V, DC 1s; L-PE 2500 V, DC 1s
- Rated voltage: $U = 3 \times 500 \text{ V}$
- Insulation material class: T40/F
- Protection: IP 00
- Climatic category: DIN IEC 60068-1
- Overload: $1,5 \times I_{Nenn}$ 1 min / h
- Construction: standing mounting profile



The advantages at a glance:

- ✓ **UL-listed**
- ✓ **compact construction**
- ✓ **low temperature rise**
- ✓ **connection via terminals or wire is an option**
- ✓ **low noise**
- ✓ **Manufacture concerning to UL insulation E251513**
- ✓ **Also available with high ingress protection (CNW M 903 IP), liquid cooled (CNW MC 903) or customer specific solutions**

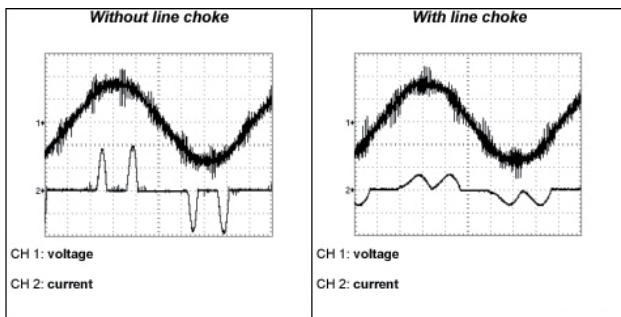


Technical data:

Type	Rated voltage [V]	Rated current [A]	Inductance per branch [mH]	Copper approx. [kg]	Weight approx. [kg]
CNW 903/3	up to 3 x 500V	3	9,8	0,4	1,0
CNW 903/6		6	4,8	0,5	1,4
CNW 903/8		8	3,6	0,9	2,0
CNW 903/10		10	2,9	1,0	2,7
CNW 903/12		12	2,4	1,0	2,8
CNW 903/16		16	1,8	1,5	3,9
CNW 903/25		25	1,2	2,0	5,7
CNW 903/36		36	0,81	3,1	7,6
CNW 903/50		50	0,58	3,6	10,6
CNW 903/70		70	0,42	6,0	14
CNW 903/90		90	0,32	9,6	19
CNW 903/110		110	0,27	10,5	22
CNW 903/125		125	0,23	10,8	27
CNW 903/160		160	0,18	15,0	35

Higher ratings (CNW 903/200 up to CNW 903/1200) upon request

The Comparison of harmonics graphs



Do you have
an enquiry?
01588 673 411

Protection
IP00 up to IP65



All chokes are available with high protection classes and encapsulated:

- The special design allows external mounting outside of the Inverter, without the need for an additional enclosure
- They are particularly robust
- Protected from dust, liquids and slurries



■ REO (UK) Ltd.

Units 2-4 Callow Hill Road · Craven Arms
Shropshire · SY7 8NT · UK
Tel.: +44 (0)1588 673 411
Fax: +44 (0)1588 672 718

E-Mail: main@reo.co.uk
Internet: www.reo.co.uk

■ Headquarter - Germany

REO INDUCTIVE COMPONENTS AG
Brühler Straße 100 · D-42657 Solingen
Tel.: +49 (0)212 8804 0 · Fax: +49 (0)212 8804 188

E-Mail: info@reo.de
Internet: www.reo.de

■ China

REO Shanghai Inductive Components Co., Ltd
No. 536 ShangFeng Road · Pudong, 201201 Shanghai · China
Tel.: +86 (0)21 5858 0686 · Fax: +86 (0)21 5858 0289
E-Mail: info@reo.cn · Internet: www.reo.cn

■ France

REO VARIAC S.A.R.L.
ZAC Du Clos aux Pois 1 · 6/8 rue de la Closerie-LISSES · F-91048 Evry Cédex
Tel.: +33 (0)1 6911 1898 · Fax: +33 (0)1 6911 0918
E-Mail: reovariac@reo.fr · Internet: www.reo.fr

■ India

REO GPD INDUCTIVE COMPONENTS PVT. LTD
2/202 Luna Road · Village Luna · Taluka Padra
Vadodara - 391440 · India
Tel.: +91 (2662) 221723, +91 (265) 2396148 · Fax: +91 (265) 2396971
E-Mail: info@reogpd.com · Internet: www.reo-ag.in

■ Italy

REO ITALIA S.r.l.
Via Treponti, 29 · I-25086 Rezzato (BS)
Tel.: +39 030 279 3883 · Fax: +39 030 279 0600
E-Mail: info@reoitalia.it · Internet: www.reoitalia.it

■ Poland

REO CROMA Sp.zo.o
ul. Pozaryskiego 28, bud 20 · PL-04-703 Warszawa
Tel.: +48 (0)22 812 3066 · Fax: +48 (0)22 815 6906
E-Mail: croma@croma.com.pl · Internet: www.croma.com.pl

■ Spain

REO ESPAÑA 2002 S.A.
C/Manuel Ventura i Campeny 21B · local 9 · E-08339 Vilassar de Dalt (Barcelona)
Tel.: +34 937 509 994 · Fax: +34 937 509 995
E-Mail: info@reospain.com · Internet: www.reospain.com

■ Switzerland

REO ELEKTRONIK AG
Im Halbiacker 5a · CH-8352 Elsau
Tel.: +41 (0)52 363 2820 · Fax: +41 (0)52 363 1241
E-Mail: info@reo.ch · Internet: www.reo.ch

■ Turkey

REOTURKEY ELEKTRONIK San. ve Tic. Ltd. Şti.
Halil Rifatpasa Mah. · Darülceze CD Perpa Tic. Merkezi
B Blok Kat 8 No:1095 · TR-34384 Sisli – Istanbul
Tel.: +90 (0)212 2215 118 · Fax: +90 (0)212 2215 119
E-Mail: info@reo-turkey.com · Internet: www.reo-turkey.com

■ USA

REO-USA, Inc.
8450 E. 47th St · USA-Indianapolis, IN 46226
Tel.: +1 (317) 899 1395 · Fax: +1 (317) 899 1396
E-Mail: info@reo-usa.com · Internet: www.reo-usa.com